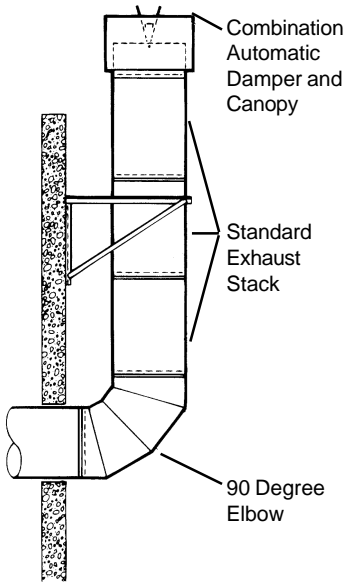


SPRAY SYSTEMS inc

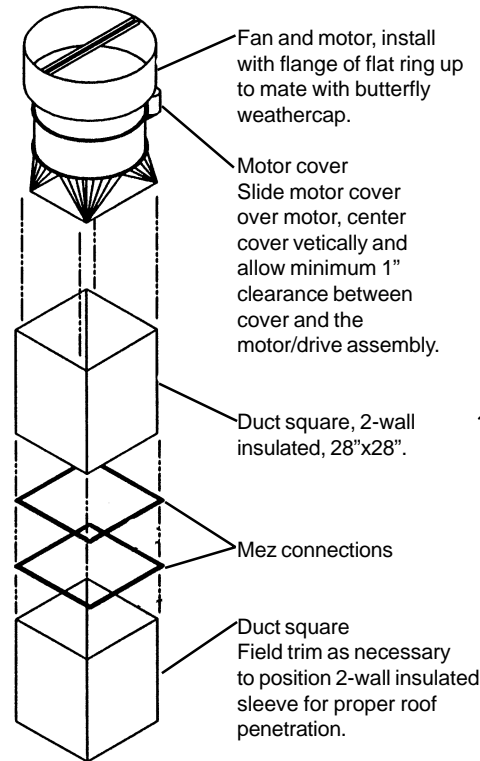
WHERE CUSTOM DESIGNS ARE STANDARD

Spray Systems exhaust duct and accessories provide all of the necessary components for exhausting your finishing equipment, such as spray booths, flash tunnels and ovens. Spray Systems provides complete duct options in square, round and spiral configurations. These options are available in 12", 18", 24", 34" and 42" size ranges. All duct components are fabricated from galvanized sheet metal for superior resistance to rust and corrosion.

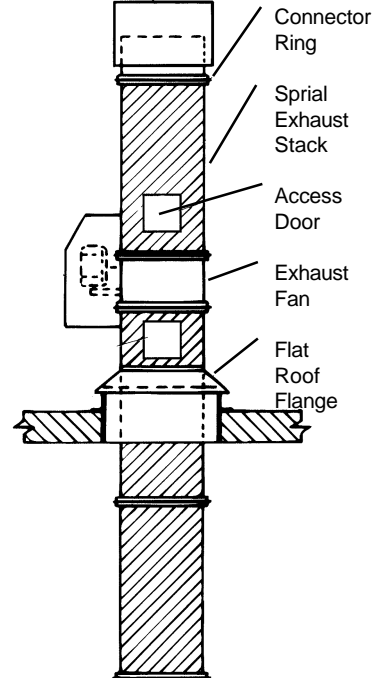
Through the Wall Installation



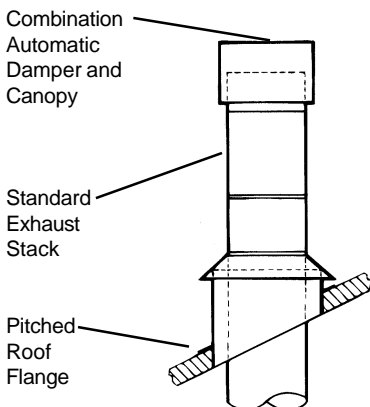
Square Exhaust Duct Installation



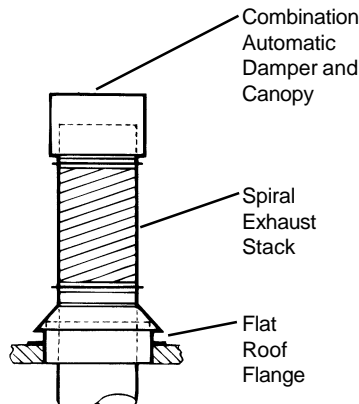
Through the Roof with Exhaust Fan Outside Installation



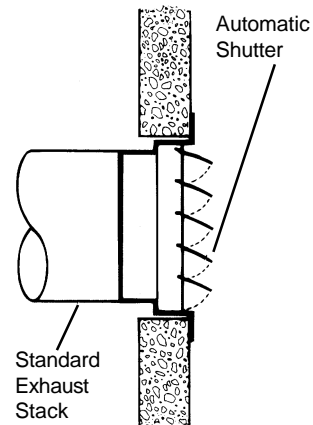
Through the Wall Installation



Through the Wall Installation



Through the Wall Installation



EXHAUST STACK

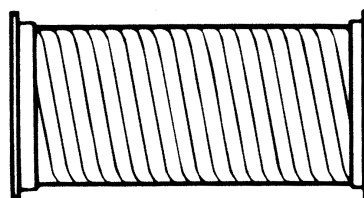
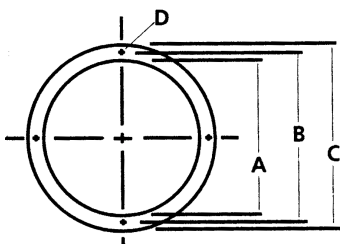
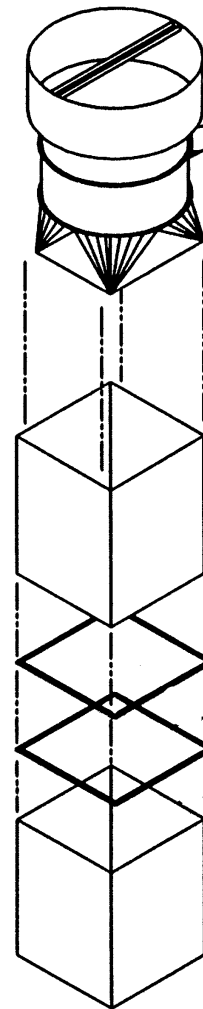
SQUARE DUCT

- More efficient (less static pressure)
- Better seal at connections
- Smaller roof penetrations
- Ability to transition to different size roof openings
- Straighter installations
- Stronger- more durable
- Allows for fan on roof installations
 - Booth runs quieter
 - Fan motor runs cooler
 - No exhaust leaks in facility
 - Easier fan maintenance

SQUARE DUCT (includes mez connections as needed)

MODEL#	DESCRIPTION	SIZE	SHPG WT.
40-3010-24	DUAL WALL	16" x 28" x 4'	120
40-3085-24	STRAIGHT DUCT	16" x 28" x 3'	45
40-3086-24	STRAIGHT DUCT	16" x 28" x 4'	60
40-3014-45	ELBOW	16" x 28" x 45	45
40-3014-90	ELBOW	16" x 28" x 90	68
40-3073-24	SQ TO ROUND	16" x 28" TO 24"	32
40-3032-24	ROOF FLASHING (COMBUSTABLE)	16" x 28"	3
40-3033-24	ROOF FLASHING (NON-COMBUST)	16" x 28"	3
40-3105-34	DUAL WALL	16" x 40" x 4'	150
40-3107-34	STRAIGHT DUCT	16" x 40" x 3'	56
40-3108-34	STRAIGHT DUCT	16" x 40" x 4'	75
40-3015-45	ELBOW	16" x 40" x 45	56
40-3015-90	ELBOW	16" x 40" x 90	84
40-3074-34	SQ TO ROUND	16" x 40" TO 34"	42
40-3034-34	ROOF FLASHING (COMBUSTABLE)	16" x 40"	4
40-3035-34	ROOF FLASHING (NON-COMBUST)	16" x 40"	4
40-3011-34	DUAL WALL	28" x 28" x 4'	150
40-3087-34	STRAIGHT DUCT	28" x 28" x 3'	56
40-3088-34	STRAIGHT DUCT	28" x 28" x 4'	75
40-3016-45	ELBOW	28" x 28" x 45	56
40-3016-90	ELBOW	28" x 28" x 90	84
40-3075-34	SQ TO ROUND	28" x 28" to 34	42
40-3040-34	ROOF FLASHING (COMBUSTABLE)	28" x 28"	4
40-3041-34	ROOF FLASHING (NON-COMBUST)	28" x 28"	4
40-3012-42	DUAL WALL	38" x 38" x 4'	200
40-3089-42	STRAIGHT DUCT	38" x 38" x 3'	76
40-3090-42	STRAIGHT DUCT	38" x 38" x 4'	101
40-3017-45	ELBOW	38" x 38" x 45	76
40-3017-90	ELBOW	38" x 38" x 90	114
40-3076-42	SQ TO ROUND	38" x 38" TO 42"	58
40-3044-42	ROOF FLASHING (COMBUSTABLE)	38" x 38"	6
40-3045-42	ROOF FLASHING (NON-COMBUST)	38" x 38"	6

* Technical specifications are subject to change at the discretion of Spray Systems, Inc.



SPIRAL DUCT (includes rings on each end)

MODEL#	DESCRIPTION	SIZE	SHPG WT.
40-3071-24	SPIRAL DUCT	24"	12 / ft.
40-3071-34	SPIRAL DUCT	34"	18 / ft.
40-3072-42	SPIRAL DUCT	42"	22 / ft.


EXHAUST DUCT

ROUND DUCT

MODEL#	DESCRIPTION	SIZE	SHPG WT.
40-3058-10	ROUND DUCT (24 GA)	10"x10"	53
40-3106-12	INSULATED SLEEVE	12"x4"	50
40-3059-12	ROUND DUCT	12"x3"	19
40-3060-12	ROUND DUCT	12"x4"	25
40-3048-12	ROOF JACK (FLAT)	12"	10
40-3049-12	ROOF JACK (PITCHED)	12"	10
40-3079-12	STORM COLLAR	12"	5
40-3106-18	INSULATED SLEEVE	12"x4"	76
40-3061-18	ROUND DUCT	18"x3"	29
40-3062-18	ROUND DUCT	18"x4"	38
40-3108-45	ELBOW, 45 DEGREE	18"	22
40-3108-90	ELBOW, 90 DEGREE	18"	45
40-3048-18	ROOF JACK (FLAT)	18"	15
40-3049-18	ROOF JACK (PITCHED)	18"	15
40-3079-18	STORM COLLAR	18"	8
40-3106-24	INSULATED SLEEVE	24"x4"	101
40-3063-24	ROUND DUCT	24"x3"	38
40-3064-24	ROUND DUCT	24"x4"	50
40-3023-45	ELBOW, 45 DEGREE	24"	33
40-3023-90	ELBOW, 90 DEGREE	24"	60
40-3048-24	ROOF JACK (FLAT)	24"	20
40-3049-24	ROOF JACK (PITCHED)	24"	20
40-3079-24	STORM COLLAR	24"	10
40-3106-34	INSULATED SLEEVE	34"x4"	154
40-3067-34	ROUND DUCT	34"x3"	53
40-3068-34	ROUND DUCT	34"x4"	72
40-3024-48	ELBOW, 45 DEGREE	34"	50
40-3024-90	ELBOW, 90 DEGREE	34"	90
40-3054-34	ROOF JACK (FLAT)	34"	30
40-3049-34	ROOF JACK (PITCHED)	34"	30
40-3079-34	STORM COLLAR	34"	15
40-3106-42	INSULATED- SLEEVE	42"x4"	166
40-3069-42	ROUND DUCT	42"x3"	66
40-3070-42	ROUND DUCT	42"x4"	88
40-3026-45	ELBOW, 45 DEGREE	42"	75
40-3026-90	ELBOW, 90 DEGREE	42"	140
40-3048-42	ROOF JACK (FLAT)	42"	45
40-3049-42	ROOF JACK (PITCHED)	42"	45
40-3079-42	STORM COLLAR	42"	20



Standard Exhaust Duct




45 & 90 Degree Elbows




Flat & Pitched Roof Flanges

DUCT COMPONENTS

MODEL#	DESCRIPTION	SIZE	SHPG WT.
40-3002-18	ANGLE RING	18"	6
40-3003-24	ANGLE RING	24"	8
40-3004-34	ANGLE RING	34"	15
40-3005-42	ANGLE RING	42"	22
40-3006-00	CLEAN OUT DOOR, CURVED	8"x12"	5
40-3007-00	CLEAN OUT DOOR, FLAT	8"x12"	5
40-3008-00	CLEAN OUT DOOR, CURVED	12"x16"	7
40-3009-00	CLEAN OUT DOOR, FLAT	12"x16"	7
40-3027-24	MEZ CONNECTOR (SET)	16"x28"	5
40-3028-34	MEZ CONNECTOR (SET)	16"x40"	6
40-3029-34	MEZ CONNECTOR (SET)	28"x28"	6
40-3030-42	MEZ CONNECTOR (SET)	38"x38"	8
40-3104-00	MOTOR COVER (FITS UP TO 7.5)		10
40-3092-18	SHUTTER	18"	
40-3092-24	SHUTTER	24"	
40-3092-34	SHUTTER	34"	
40-3092-42	SHUTTER	42"	
40-3097-08	VENT, ALL PURPOSE RD	8"	4
40-3097-10	VENT, ALL PURPOSE RD	10"	8
40-3098-10	VENT, CHINA CAP	10"	12
40-3099-12	AMERI-VENT CAP	12"	15
40-3098-12	VENT, CHINA CAP	12"	15
40-3100-12	VENT, ROOF JACK	12"	10
40-3091-18	WEATHER CAP	18"	33
40-3091-24	WEATHER CAP	24"	52
40-3091-34	WEATHER CAP	34"	65
40-3091-42	WEATHER CAP	42"	85



Weather Canopy



Automatic Shutter
Automatic Damper & Weather Canopy

SPRAY SYSTEMS inc

WHERE CUSTOM DESIGNS ARE STANDARD

Air Make-up Units

Indirect Fired

Direct Fired

Automotive Spray Booths

Cross Draft

Down Draft

Semi-Down Draft

Bench Spray Booths

Blasting Enclosures

Control Panels

VFD Controls

Booth Controls

Conveyorized Spray Booths

Custom & Turnkey Systems

Drying Enclosures

Ductwork

Grinding Booths

Heaters

Industrial Booths

Infrared Systems

Large Equipment Booths

CentriClean™ Centrifuges

Oven Enclosures

Powder Booths

Truck Booths

Cross Draft

Down Draft

Semi-Down Draft

Water Wash Booths

Pump Style

No-Pump Style

Spray Systems, Inc. has been built on a reputation of quality. Located in Pomona, California since 1978, our 40,000 square foot facility houses state-of-the-art equipment. Our staff is dedicated to giving the customer the best in terms of service. We pride ourselves in offering the customer the best in engineering, design, quality manufacturing and materials used. We invite you to compare our products to others on the market. We are confident that when comparing Spray Systems' equipment to the competition, you'll find that we provide a superior quality product for often less investment. We believe Quality doesn't cost... It pays! In addition to the listed paint booths, we service an array of markets, which include aerospace, automotive after-market, electronics, furniture industry, large equipment, and metal finishing.

Sales and Marketing

Spray Systems, Inc. has developed an integrated distributor network promoting localized customer support and service. Our distributors are organized to focus on two distinct markets: Industrial & Automotive. A Professional Distributor Representative dedicated to customer service can then service each market.


Manufacturing

All **Spray Systems, Inc.** spray booths are manufactured using 18 gauge G-90 galvanized steel panels. Each panel is fastened together using a nut and bolt connection on six inch centers. Exhaust fans are manufactured in-house. Our design reduces noise level in the booth environment. By utilizing the latest manufacturing techniques and quality materials, we pride ourselves in offering the best product at the most cost-effective investment.

Engineering

All **Spray Systems, Inc.** spray booth assembly drawings are generated using the latest AutoCAD release. Detailed exploded view assembly drawings are included with all equipment. Each part is computer labeled with a corresponding tag number for easy installations. All of our standard booth drawings are on a CAD file. We use this information to design custom spray booths as well as sophisticated finishing systems.

**Your Local
Spray Systems
Distributor:**



SPRAY SYSTEMS inc

1363 East Grand Avenue, Pomona, California 91766
909 623-6944 Phone 909 622-6267 Fax 800 736-6944 Toll Free

www.spraysystems.com (800) 736-6944